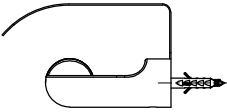
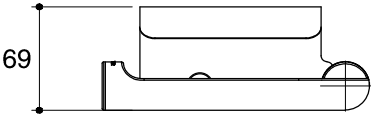
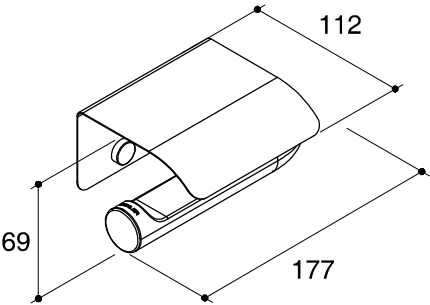
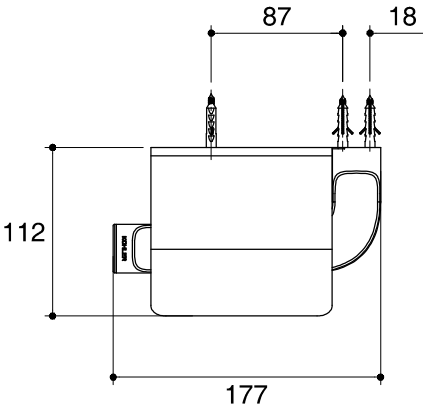


Dimensions are approximate.
Unit: mm



*The recommended dimension for installation can be adjusted according to user preferences and layout.

SKU	K-45403T-CP
Name	JULY
Description	COVERED TOILET TISSUE HOLDER
KOHLER	